

IN-EI COLLECTION


design Issey Miyake + Reality Lab.

MINOMUSHI floor

MINOMUSHI suspension



陰翳
IN-EI
ISSEY MIYAKE



IN-EI COLLECTION


design Issey Miyake + Reality Lab.

MINOMUSHI floor

MINOMUSHI suspension



WHITE	LAMPING	lamp flux Lm	η lamp Lm/W	lamp power W	CCT	Light output ratio (upper h)
diffused light/lumière diffuse	LED/30W	1743	58	30	warm white 3000K	54



CODE




1698018A Minomushi floor
1697018A Minomushi suspension

IP20 - Dimmer

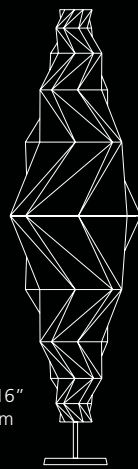
(^{us} only suspension/suspension uniquement)

- Internal frame of light source made with diffusing tube of extruded methacrylate, frosted both internally and externally
- Internal part of tube fitted with extruded aluminum serving as heat sink
- White painted die-cast aluminum caps
- Canopy in white RAL9010 opal polycarbonate
- Laser etched Artemide and IN-EI logo
- Dimmable

- Structure interne composée d'un diffuseur en méthacrylate extrudé
- À l'intérieur du tube le profilé est en aluminium extrudé pour dissiper la chaleur
- Embouts en aluminium moulé sous pression et peints en blanc
- Patère de fixation en polycarbonate blanc RAL 9010
- Logo Artemide et IN-EI estampillés dans l'aluminium par gravure laser
- Gradateur




24 7/16"
62 cm



11 13/16"
30 cm

82 11/16"
210 cm



7 7/8"
20 cm

max 87"
max 221 cm

max 80 5/16"
max 204 cm

max 39 3/8"
max 100 cm

max 206 11/16"
max 525 cm